



Star Marquee

**14m Single Pole**

**INSTRUCTION MANUAL**



**FOR SAFETY REASONS YOU MUST READ THIS  
INSTRUCTION CAREFULLY BEFORE USE**

**IMPORTANT NOTICE**

**Minimum FOUR adults are required to set up a double-peak star marquee.**

**Ensure area is free from any sharp & overhead objects.**

**The star marquee can only be installed on grasses.**

**Do not assemble or use your marquee in very windy conditions.**

**Do not leave your marquee unattended.**

**Prolonged exposure to direct sunlight can cause colour fading.**

**Keep flame and heat sources away from the fabric to prevent damage.**

**Make sure that marquee & other accessories are completely dry before storing, do not store away wet.**

## CONDITIONS OF WARRANTY

**Hercules™ Instant Shelter provides a limited manufacturing warranty on all products from the date of original purchase that the product will be free from defect in material and workmanship. The length of the limited warranty may vary by product. The warranty is valid for the original purchaser from the date of initial purchase and is not transferable.**

<b>Product</b>	<b>Model</b>	<b>Warranty</b>
Single Peak Star Marquee	14m	3 Year

**Hercules™ Instant Shelter will not be responsible for the damage to your product caused by adverse weather conditions, incorrect assembly, dismantling, improper storage or accidental damage. Colour fading and UV breakdown of any fabric from exposure to sunlight is not covered by the manufacturer's warranty. We advise you seek a private insurance to protect yourself against these possibilities. Please check the contents of the boxes in advance of using your product for the first time, we would recommend that you check if you have all the components within 14 days of receiving the products. Ensure that you are familiar with the erecting of the product and that all parts are accounted for. You should familiarise yourself with the structure including any restriction it may have for your particular use.**

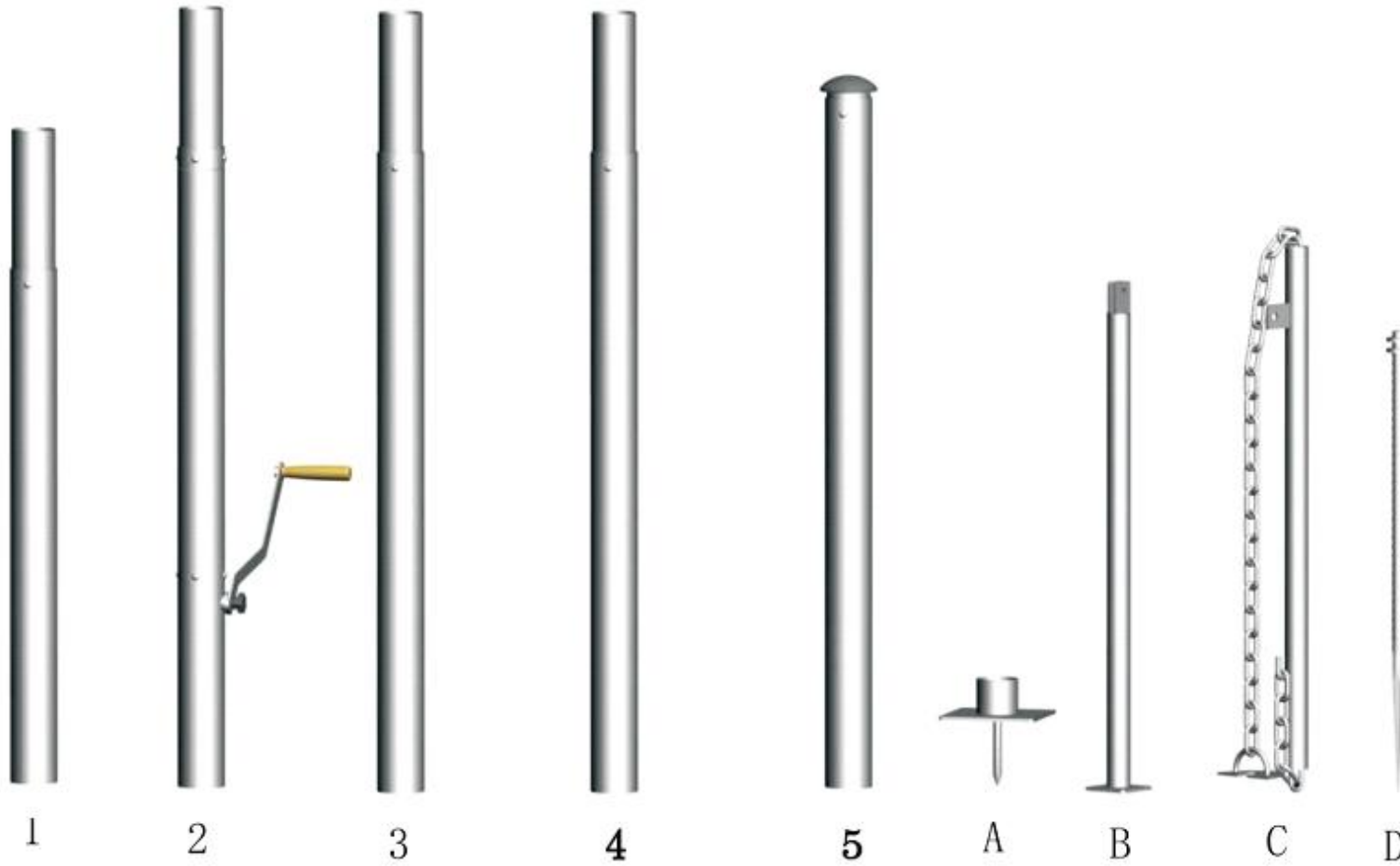
**Should your marquee roof or frame be damaged, please contact a nearest Hercules store for warranty claim or replacement parts purchase ([www.herculesgazebo.co.nz/contact-us](http://www.herculesgazebo.co.nz/contact-us)).**

## **WHAT TOOLS YOU WILL NEED**

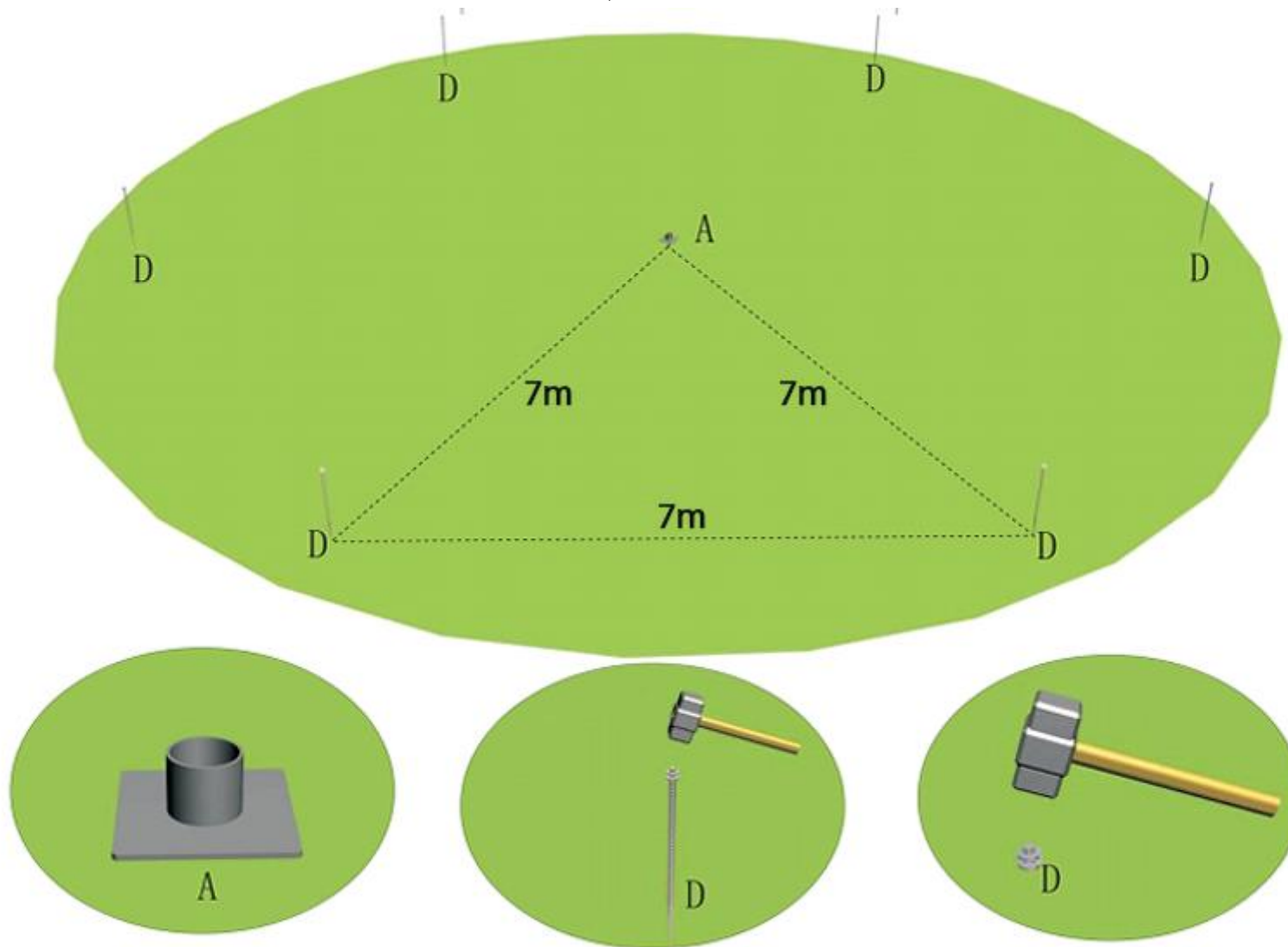
**Stanley Knife**  
**Marking Pencil**  
**Mallet**  
**Tape Measure**  
**Stringline**

**Level**

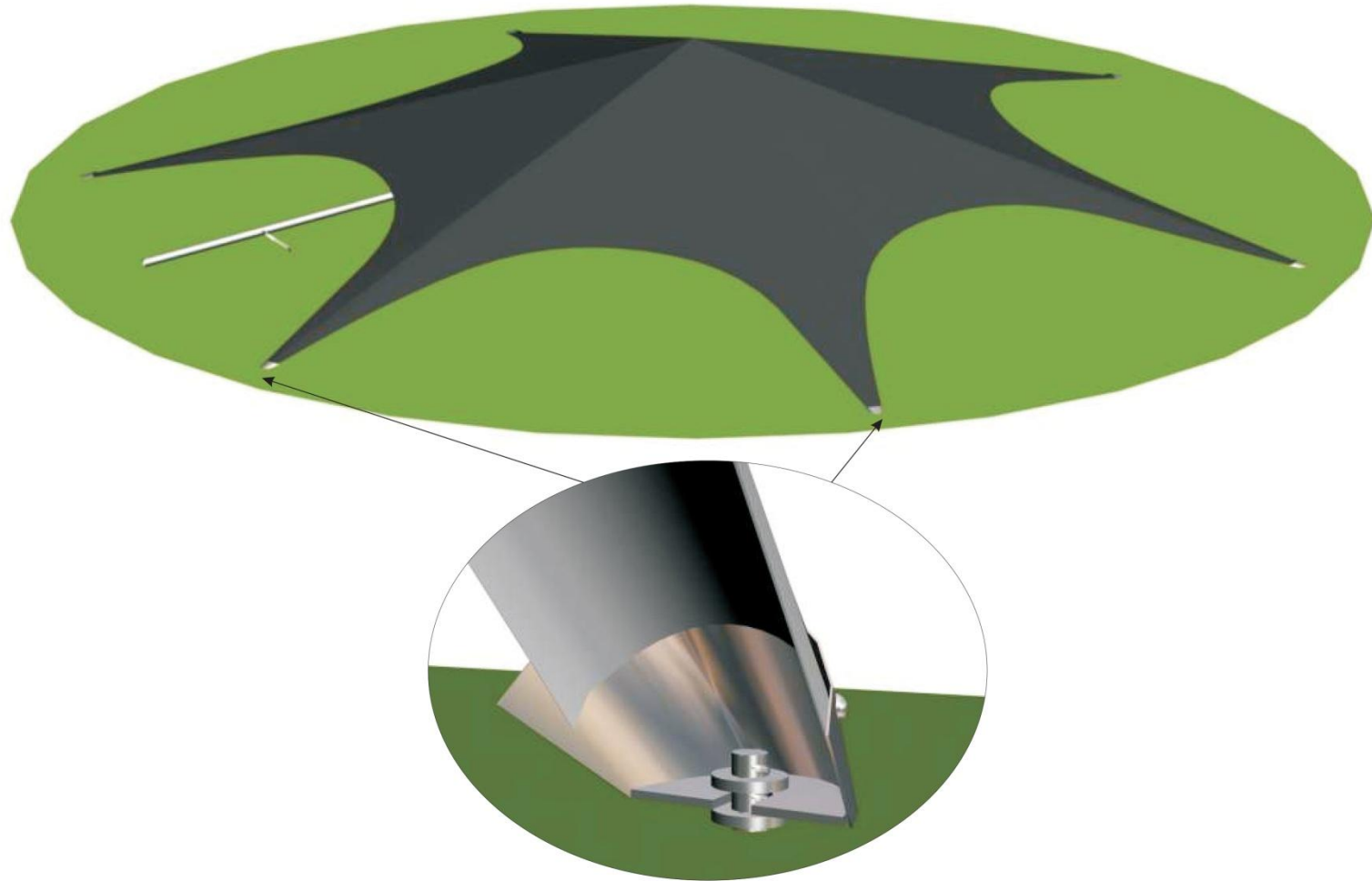
## STAR MARQUEE FRAME PARTS



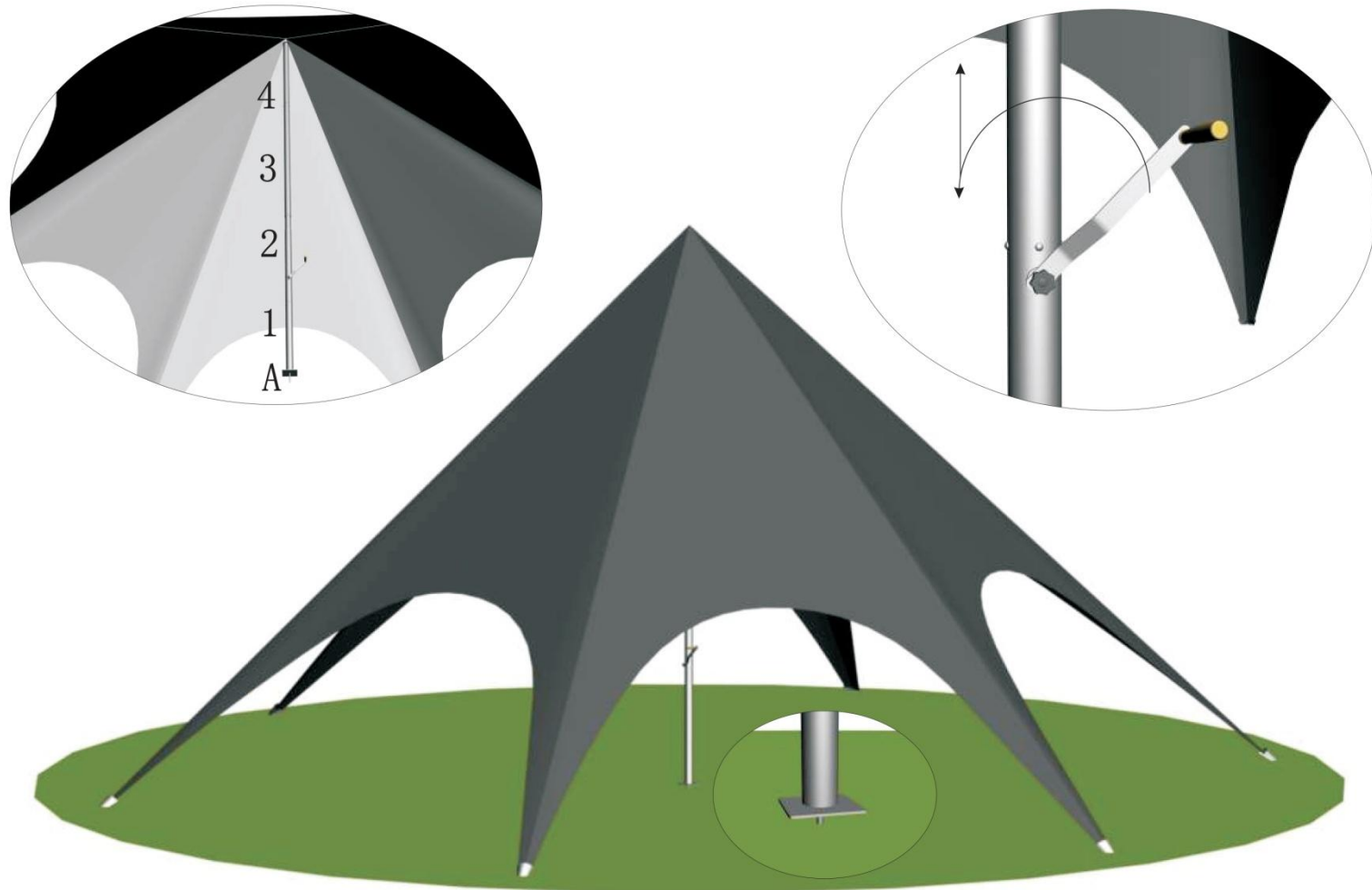
## STAR MARQUEE SET OUT PLAN



## STAR MARQUEE FIXING MARQUEE CANOPY



## STAR MARQUEE CENTER POLE INSTALLATION





## STAR MARQUEE PACK DOWN – STEEL PIN PULLER

